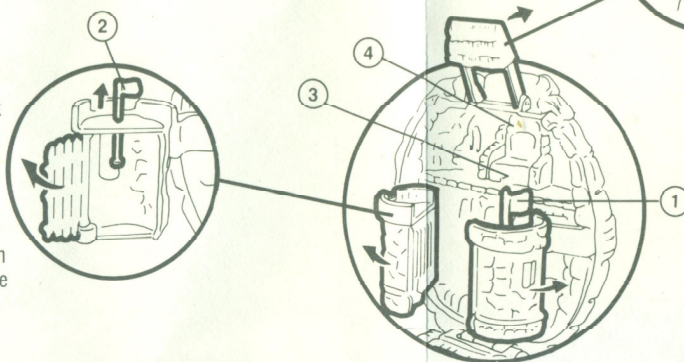


MINI MUTANTS™

TEENAGE MUTANT NINJA TURTLES®




Pull up both Feudal Pennant Flag Poles and apply the cool Labels 1 and 2. Remember Dudes--"sticky side" down! These flags, which are located on top of the Tower Jails, can be seen by anyone in and around the castle.



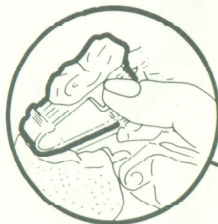
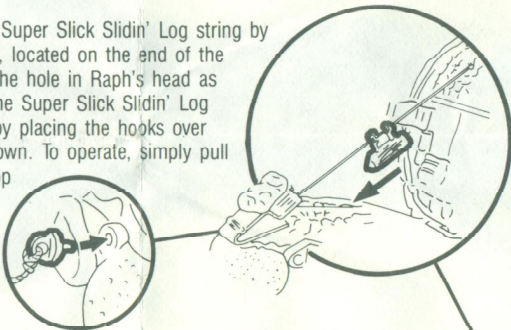
Swing out the two (2) Side Tower Jail Cells as far as possible from the upper shell as shown. Even if Mini-Rocksteady invites some of those feisty foot friends, Mini-Don and Raph will have no problem finding a place for them to stay... there's plenty of room!

Apply Labels 3 and 4 to the Kowabunga King Throne as shown, and have Mini-Rocksteady sit on the throne. From here he has the best view overlooking the castle.



Rotate the Bonkin' Bell Tower up and lock it in place as shown. Slide the removable bell up into the slot as shown and rotate 90 degrees. To bonk your favorite Foot, turn the bell 90 degrees to drop off the tower and onto... well, you know who.

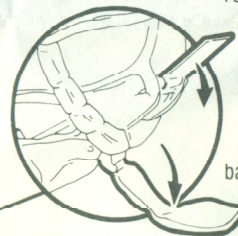
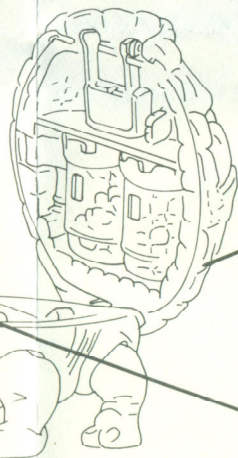
First, attach the Super Slick Slidin' Log string by inserting the pin, located on the end of the string, into the hole in Raph's head as shown. Attach the Super Slick Slidin' Log onto the string by placing the hooks over the string as shown. To operate, simply pull the log to the top of the castle, let go, and watch it come crashing down into Mini-Rocksteady.



Tilt Raph's head down as shown to reveal the Real Flingin' Rock Catapult. To operate, slide the catapult forward as far as possible, then load the rock (not Rocksteady). Carefully push down on the lever with your finger, and release it to launch. Hey, maybe Mini-Rocksteady would like to play catch with Mini-Don and Raph. Yo, Rock, go out for a long pass!
CAUTION: Do Not aim the catapult at anyone's face or eyes.

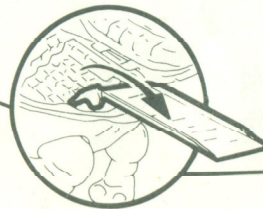


TO OPEN the Playset: Firmly hold Raph's legs with one hand while holding the bottom edge of his upper shell with the other hand. Pull up on the upper shell and raise it to a vertical position. **Do not** pull up by the head. This gives a whole new meaning to the phrase "Turtles in a half-shell."

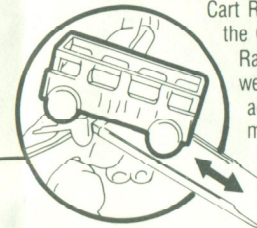


Fold the back shell panel completely down as shown to help support the upper shell as you play in and around your Mini-Mutant Raph Feudal Castle Playset.

Open the Drawbridge located on the back of the upper shell as shown to create an additional play area, or create a passageway to another Mini-Mutant Playset with a similar feature. Exchange weapons, battle plans, secret hiding places, figures, and other accessories.



Lift and fold out the Crazy Cart Ramp, then roll out the Crazy Cart so Mini-Raph can load it with weapons and other accessories -- maybe pizzas too!



TO CLOSE the Playset: First, place all accessories and parts back to their proper locations and positions, then carefully lower the upper shell. Next, close the Drawbridge and Shell Support Panel. Watch your fingers, dudes!

Hey, Dudes, if you need extra storage space for all your mini accessories and other cool stuff, try putting things in the Side Tower Jail Cells, inside the Crazy Cart, or maybe at the base of the Back Steps.

Playmates® ASST. NO. 3430
STOCK NO. 3427
AGES 4 AND UP