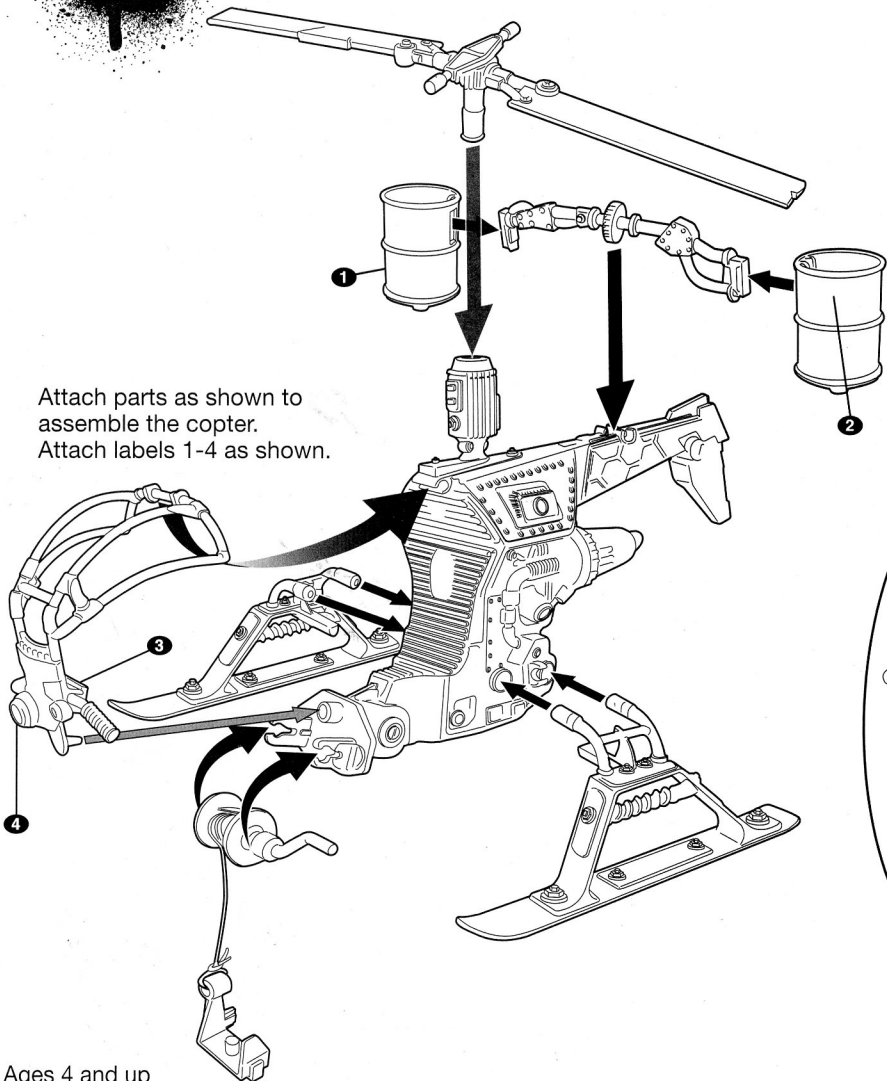



nickelodeon™
TEENAGE MUTANT NINJA
TURTLES™

MUTAGEN OOZE
DROP COPTER

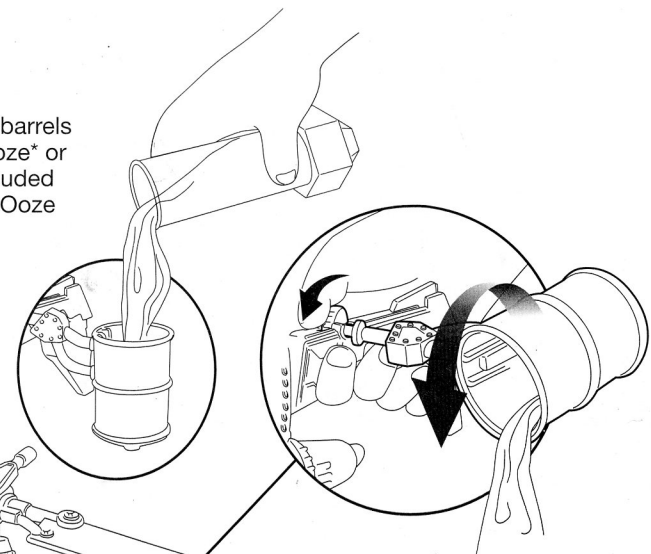


Attach parts as shown to assemble the copter. Attach labels 1-4 as shown.

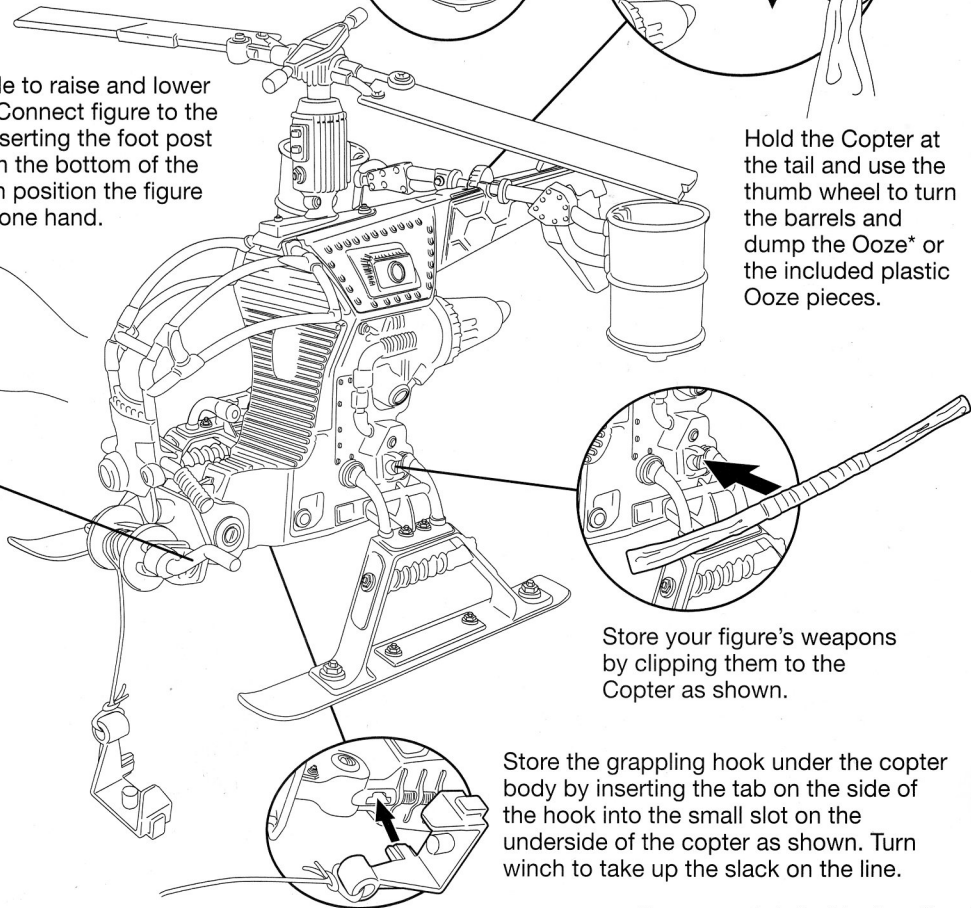
Turn the winch handle to raise and lower the grappling hook. Connect figure to the grappling hook by inserting the foot post into the small hole on the bottom of the figure's foot and then position the figure to grab the line with one hand.



Fill the barrels with Ooze* or the included plastic Ooze pieces.



Hold the Copter at the tail and use the thumb wheel to turn the barrels and dump the Ooze* or the included plastic Ooze pieces.



Store your figure's weapons by clipping them to the Copter as shown.

Store the grappling hook under the copter body by inserting the tab on the side of the hook into the small slot on the underside of the copter as shown. Turn winch to take up the slack on the line.

Ages 4 and up
 Asst. #94050
 Item #94054



©2012 Viacom International Inc. All Rights Reserved. TEENAGE MUTANT NINJA TURTLES and all related titles, logos and characters are trademarks of Viacom International Inc.
 ©2012 Viacom Overseas Holdings C.V. All Rights Reserved.
 TEENAGE MUTANT NINJA TURTLES and all related titles, logos and characters are trademarks of Viacom Overseas Holdings C.V. © 2012 Playmates Toys Inc. Distributed by Playmates Toys Inc.
 909 N. Sepulveda Blvd., Suite 800, El Segundo, CA 90245. PRINTED IN CHINA.

⚠ WARNING:
CHOKING HAZARD- Small parts. Not for Children under 3 years.

For more detailed instruction information visit
www.Playmatestoy.com
Figure sold separately.
***Ooze sold separately.**