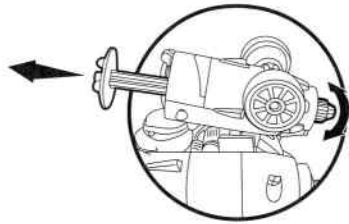


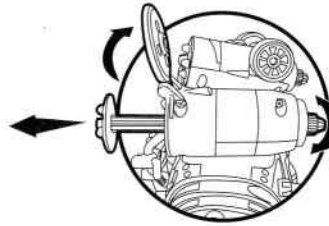
# TMNT™

## SHELL SHIFTER RAPH / LEO INSTRUCTIONS:


1. Rotate tip to launch middle missile.



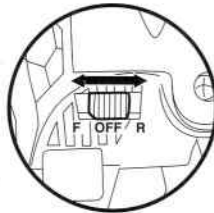
2. Flip up front cover and rotate tip to launch side missiles.



3. Adjust front weapon's angle, rotate tip to activate weapon.



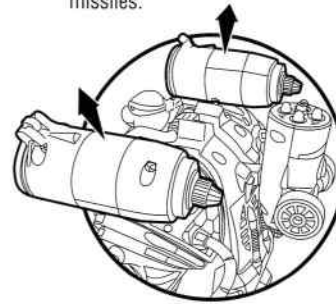
4. Move switch on the side to make the robot move forward or reverse.



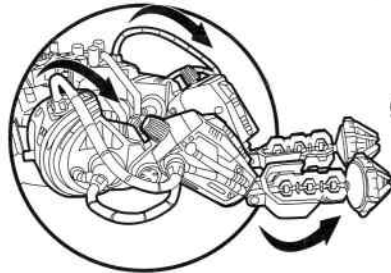
5. Transforming step 1:  
Flip down the top missile to a 90 degree angle.



6. Transforming step 2:  
Pull out the two side-shoulder missiles.

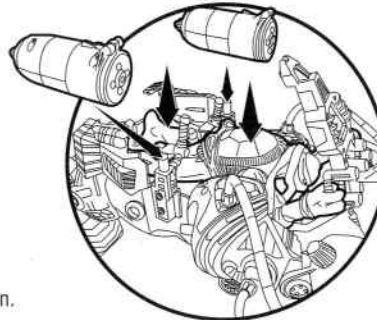


7. Transforming step 3:  
Open the shoulder bar and leg cover, and take out the figure.

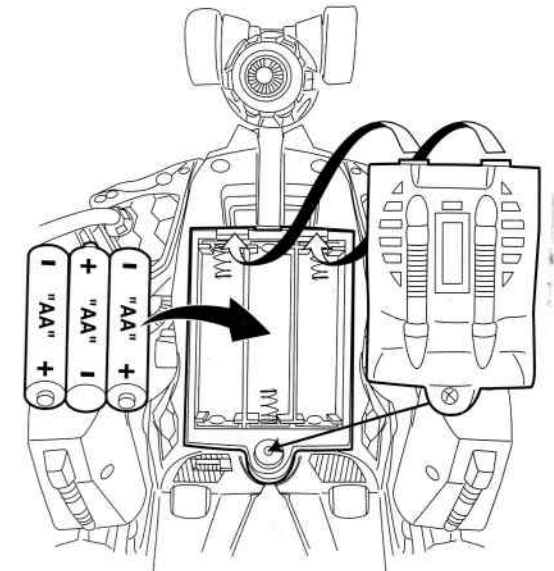


9. Transforming step 5:  
Rotate the shoulder and adjust the angle so the front weapon does not touch the ground.

10. Transforming step 6:  
Place the figure in sitting position, and insert the two side-shoulder missiles.



11. In vehicle mode, rotate the missile on the bottom of the body to make the vehicle turn in big or small circles.



### To replace the batteries:

Remove battery cover with small screwdriver and replace 3 "AA" batteries. Replace battery cover and tighten the screw.

### Battery Regulations:

- Do not mix old and new batteries,
- Do not mix alkaline, standard (carbon-zinc), or rechargeable (nickel-cadmium) batteries.

### Battery Instructions:

- Non-rechargeable batteries are not to be recharged;
- Different types of batteries or new and used batteries are not to be mixed;
- Only batteries of the same or equivalent type as recommended are to be used;
- Batteries are to be inserted with the correct polarity;
- Exhausted batteries are to be removed from the toy;
- The supply terminals are not to be short-circuited;
- Batteries are to be removed from the toys when not in use;
- Batteries should only be replaced by an adult.
- Do not dispose of batteries in fire;
- Do not use rechargeable batteries;

This device complies with Part 15 of the FCC Rules. Operation is subject to the following two conditions: (1) this device may not cause harmful interference, and (2) this device must accept any interference received, including interference that may cause undesired operation.

Under the environment with severe electrostatic discharge, the product may malfunction and requires user reset.

For toy – To reset: Slide the power switch inside the first to "OFF" then slide to the "F" or "R" position.

Age 4 and up

Playmates®

ASST. NO. 55665

STOCK NO. 55668/55671

Do not use projectiles other than those provided by the toy.

Teenage Mutant Ninja Turtles and TMNT are trademarks of Mirage Studios, Inc. Teenage Mutant Ninja Turtles®, Leonardo®, Michelangelo®, Raphael®, Donatello®, Splinter®, Shredder®, and April O'Neil® are registered trademarks of Mirage Studios, Inc. All Rights Reserved. PRINTED IN CHINA.