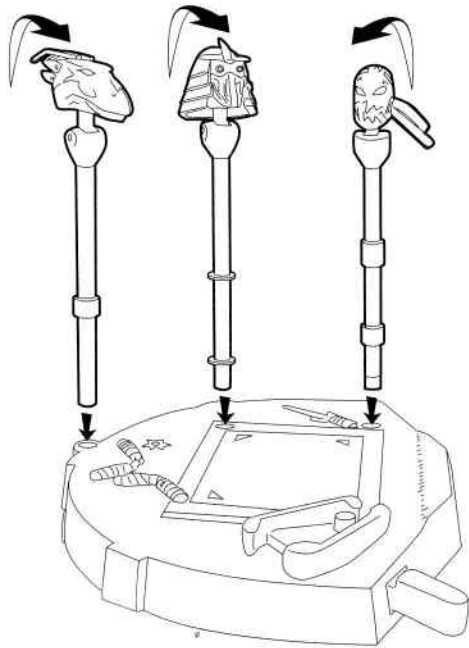
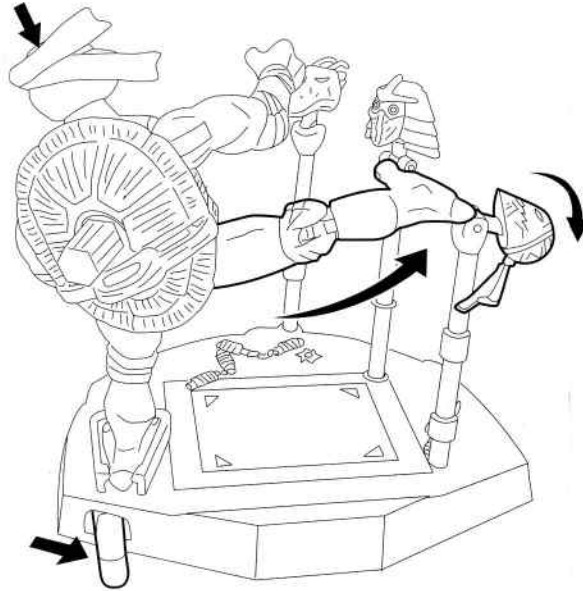




## SHELL KICKER DON INSTRUCTIONS



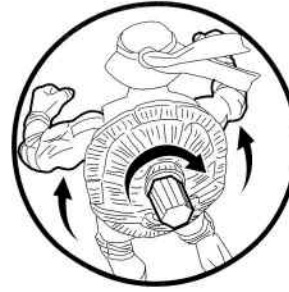
1. Get ready to kick some serious shell! First, insert the ends of the three targets into their base holes on the practice floor and move the dummy heads into upright positions.



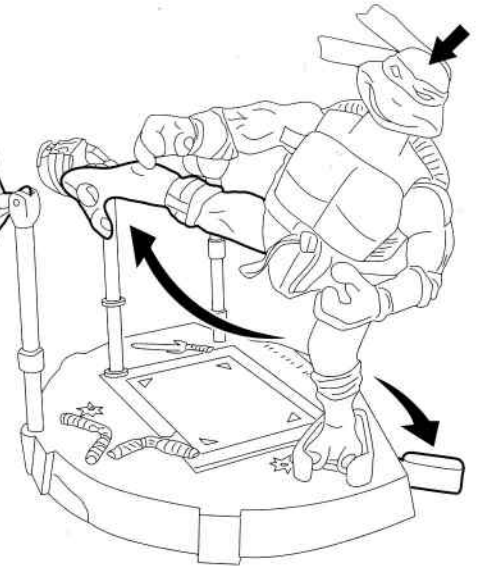
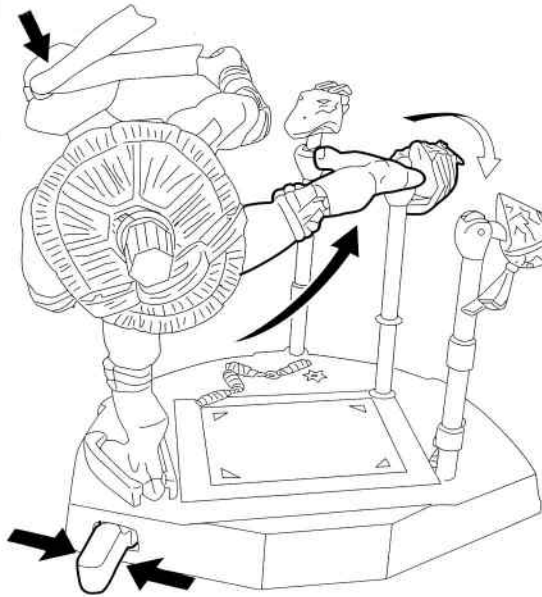
2. Place Donatello's left foot into its base peg nub on the practice floor.



3. Turn the wind-up knob clockwise all the way.



4. Move the lever in the practice base directly under Don's left foot to line up his right leg with one of the targets. Then push down on Don's head and watch him kick shell!



5. Repeat the actions of Step 4, this time lining Don's right foot up with the second target.

6. Repeat the actions of Step 4, this time lining Don's right foot up with the third target. Hai-ya!

Age 4 and up

**Playmates** ASST. NO. 53775  
STOCK NO. 53776

Teenage Mutant Ninja Turtles® © 2006 Mirage Studios, Inc. Teenage Mutant Ninja Turtles®, Leonardo®, Michelangelo®, Raphael®, Donatello®, Splinter®, Shredder®, and April O'Neil® are registered trademarks of Mirage Studios, Inc. All Rights Reserved. PRINTED IN CHINA.

**WARNING: CHOKING HAZARD**  
Small parts. Not for Children under 3 years.