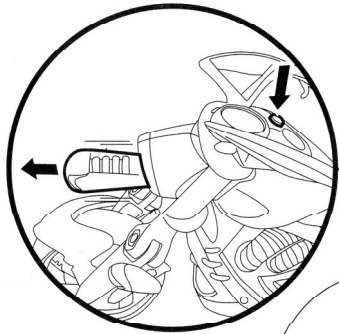


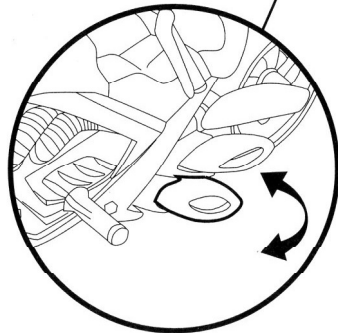


HOVER CHOPPER INSTRUCTIONS:

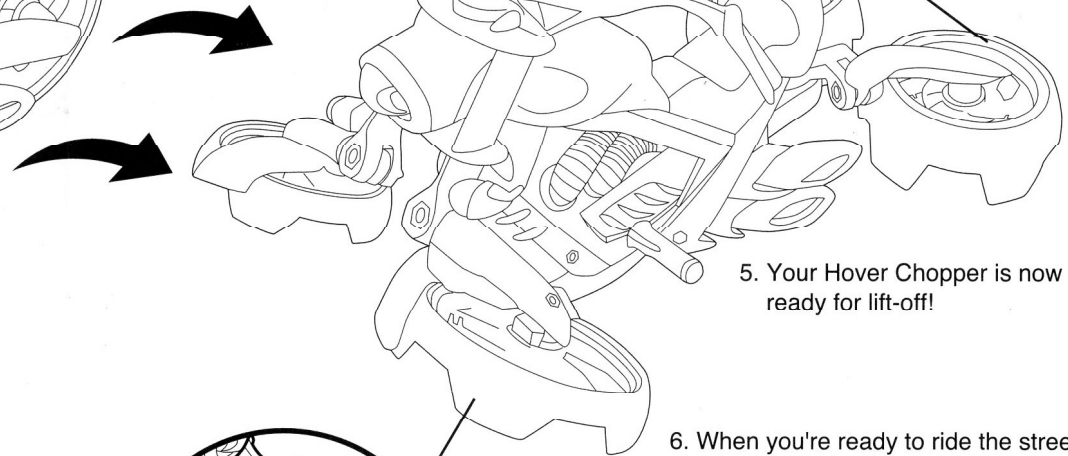
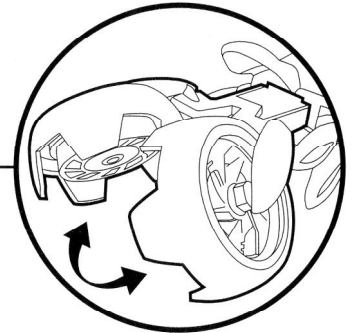
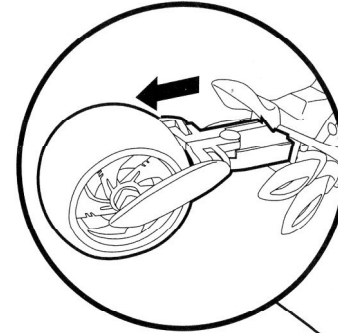


1. Bad guys approaching!
Better fire your hidden
headlight missile by
pressing down on the
gas tank button!

2. Need to stop and park?
The bottom exhaust pipe
rotates down and serves
as a kickstand.

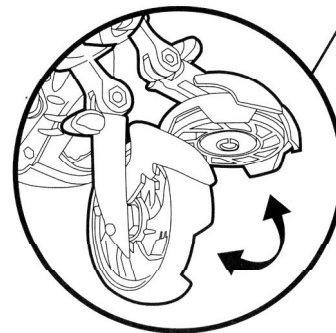


3. Time to get off the streets and fly
into the air! Now pull the rear
tire out from the seat... and then
split the back tire in two in order to
expose the hover jet within!



5. Your Hover Chopper is now
ready for lift-off!

6. When you're ready to ride the streets
again in motorcycle mode just snap
the wheels back together and
vrooom, off you go!



4. Finally, split the front tires just like
you split the back tires!

Age 4 and up

Playmates ASST NO. 154150
STOCK NO. 54292

Do not use projectiles other than those provided by the toy.

Teenage Mutant Ninja Turtles® © 2004 Mirage Studios, Inc. Teenage Mutant
Ninja Turtles®, Leonardo®, Michelangelo®, Donatello®, Raphael®,
Splinter®, Shredder®, and April O'Neil® are registered trademarks of
Mirage Studios, Inc. All Rights Reserved. PRINTED IN CHINA.