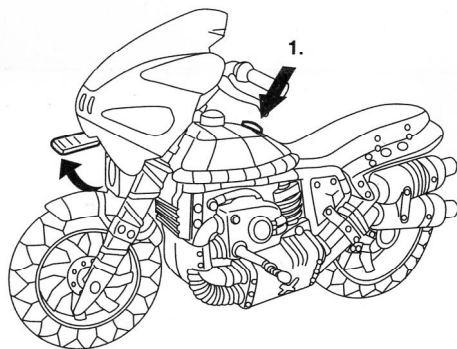
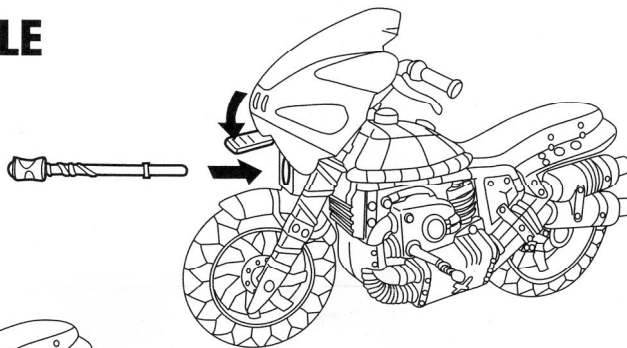


# TEENAGE MUTANT NINJA TURTLES®

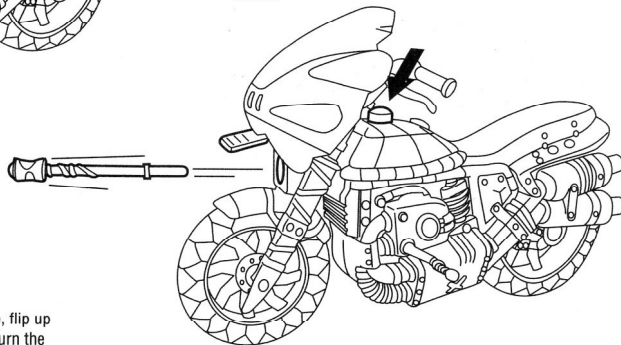
## SHELL CYCLE

2. - Insert the Can O' Beans missile into the compartment until it clicks into place.  
- Push down the front panel to conceal the Can O' Beans missile.



1. To Load The Can O' Beans missile:  
- Press the Dark Green button on the gas tank to make the front panel flip up.

3. To Fire the Can O' Beans missile:  
- Press the Dark Green button on the gas tank to make the front panel flip up.  
- Press the silver button on the gas tank to fire the Can O' Beans missile.



**Kickstand Operation:**  
Turnover the Shell Cycle, flip up the kickstand and then turn the Shell Cycle over to allow it to stand on its own.

Age 4 and up

**Playmates®**

ASST. NO. 154150  
STOCK NO. 154151

Do not use projectile other than those provided by the toy.

Teenage Mutant Ninja Turtles® © 2002 Mirage Studios, Inc. Teenage Mutant Ninja Turtles®, Leonardo®, Michelangelo®, Raphael®, Donatello®, Splinter®, Shredder®, and Foot Soldier® are registered trademarks of Mirage Studios, Inc. All Rights Reserved. PRINTED IN CHINA.